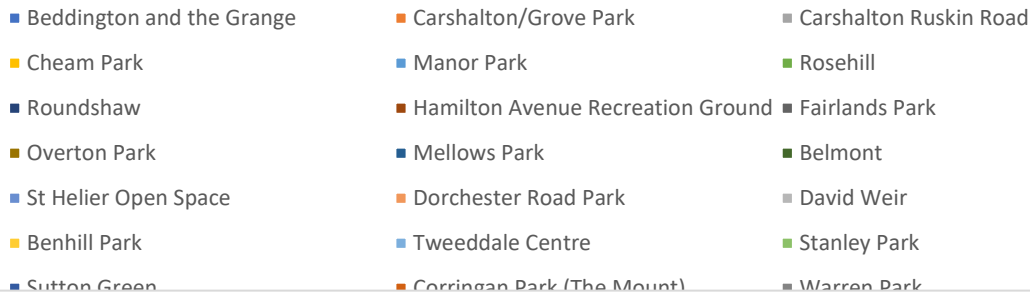


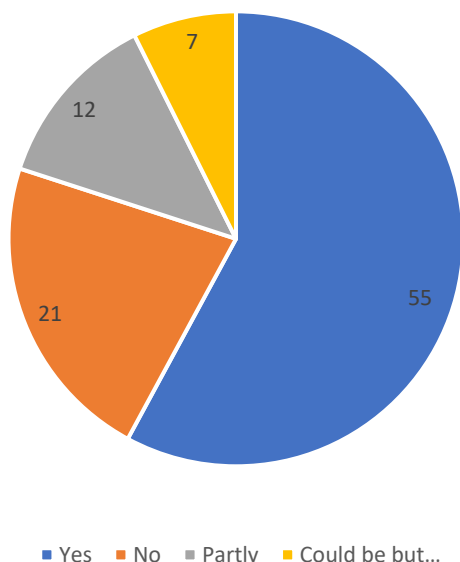
Question 1) Which park did you visit?



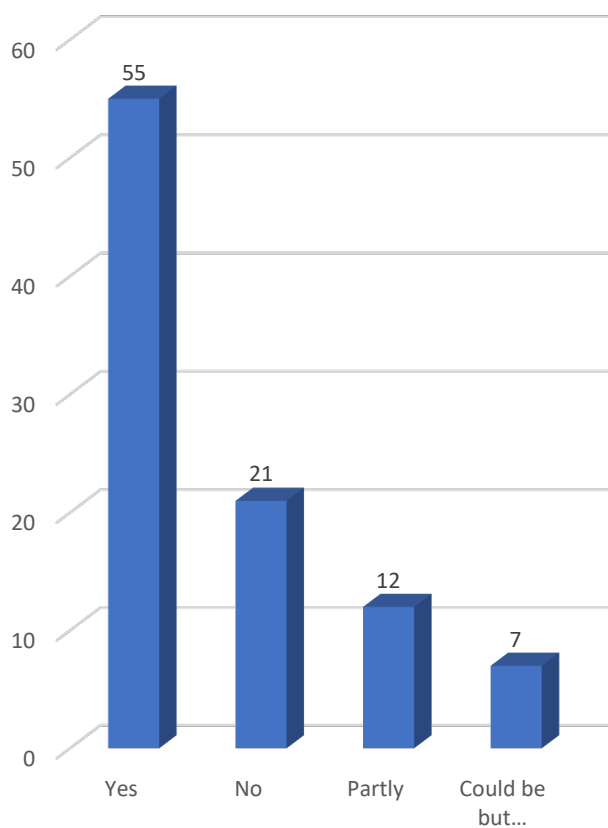
Park	Number of Trees
St Helier Open Space	61
Carshalton Grove Park	47
Carshalton Ruskin Road	24
Cheam Park	36
Manor Park	18
Rosehill	13
Roundshaw	10
Hamilton Avenue Recreation Ground	3
Fairlands Park	2
Overton Park	9
Mellows Park	20
Belmont	2
St Helier Open Space	12
Dorchester Road Park	3
David Weir	1
Benhill Park	2
Tweeddale Centre	1
Stanley Park	2
Sutton Green	1
Corringan Park (The Mount)	1
Queen Mary's/Diamond Jubilee Park	1
Warren Park	1
Collingwood Rec	1
Cuddington Rec	1

Question 2) Was the park and/or playground accessible?

Question 2) Was the park and/or playground accessible?



Question 2) Was the park and/or playground accessible?



Partly...

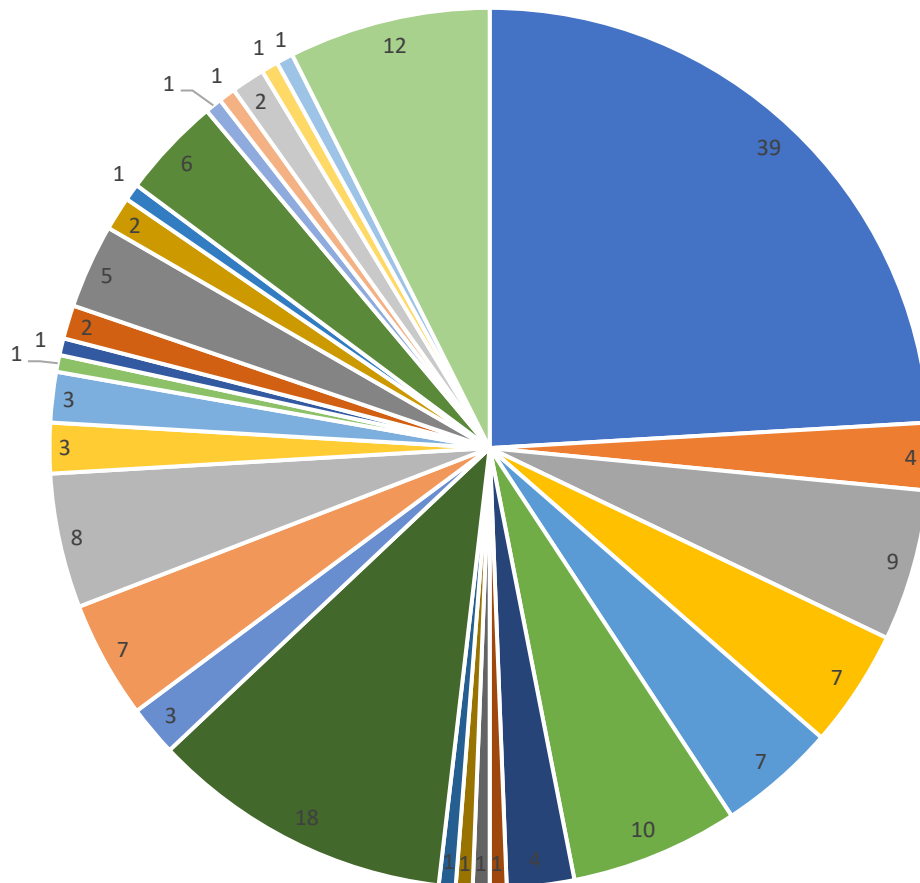
- "Beddington Park was accessible from the perspective of wheelchair access but not accessible ride or equipment."
- "It was accessible but needs more sensory play, e.g. sandpit, climbing wall, etc. Daughter only uses the sing and slide."
- "Most areas were flat or easy to wheel on."
- "Both playgrounds were not accessible for my non ambulant teenage child. They were however ok for walks around the park. The Grove in particular, is a good sensory park"
- "Certain playground equipment was."
- "There wasn't anything for wheelchair bound children, but it was ok for my daughter."
- "1 disabled swing"
- "Parts were accessible but not fully"
- "Most of them. A few had broken items (roundabouts) and the equipment aimed for younger children is either the same as other parks or there's not very much of it."
- "Elements of it but it was quite limited for my daughter who is fully wheelchair bound."
- "Some of the area nearer the water is not"

Could be but...

- "On all sides my daughter run away. Also it can be too busy for her at times. Could there be an SEND hour for these young people set aside?"
- "But needs more sensory play e.g. sandpit, climbing wall etc. Daughter only uses the swing and slide."
- "Parking sometimes limited and not always equipped with a safe or suitable soft play area."
- "Not every area, e.g. swing too small even for a large 8 year old."
- "No disabled parking at Roundshaw park. Disabled parking at Beddington."
- "Could do with more frames/bars so they can walk up and down."

Question 3) What disability equipment does your child or young person need to be able to enjoy the park/playground?

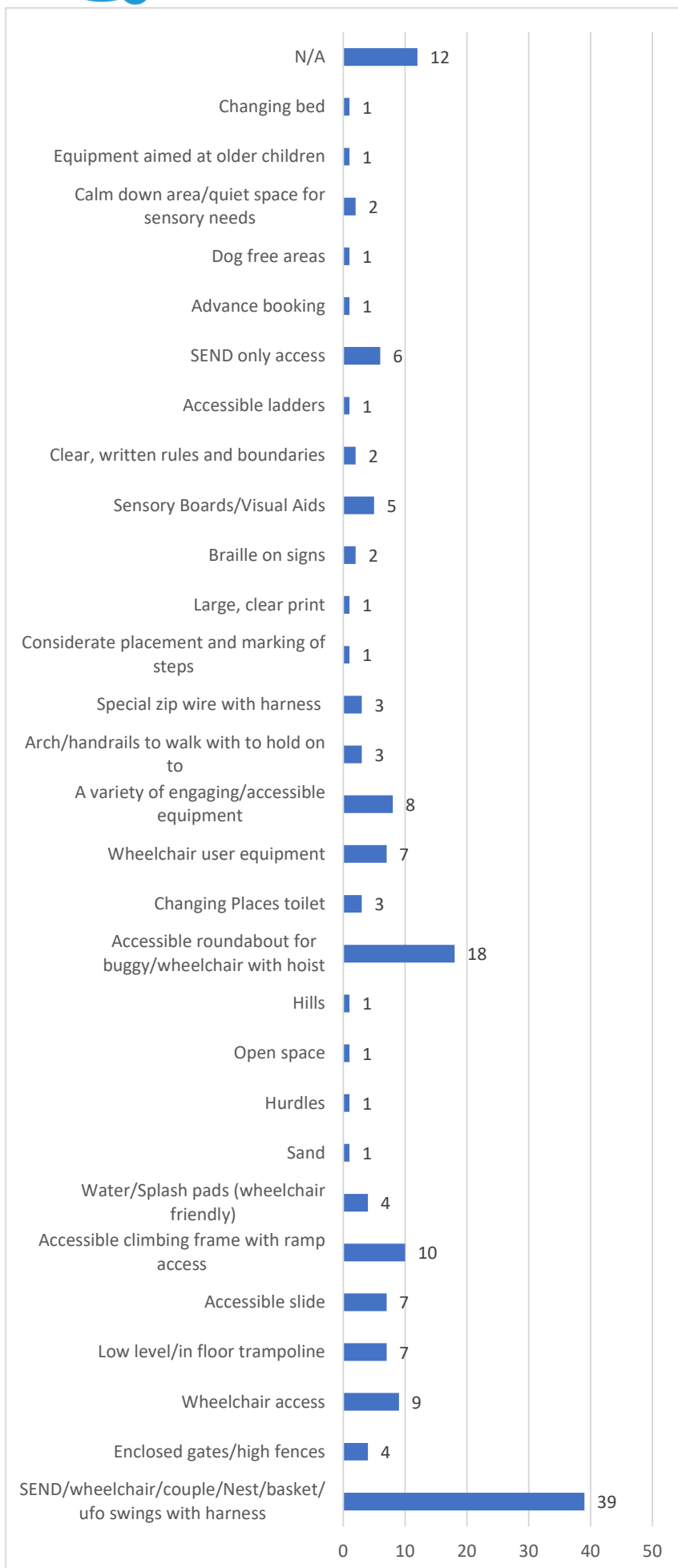
Question 3) What disability equipment does your child or young person need to be able to enjoy the park/playground?



- SEND/wheelchair/couple/Nest/basket/ufo swings with harness
- Enclosed gates/high fences
- Wheelchair access
- Low level/in floor trampoline
- Accessible slide
- Accessible climbing frame with ramp access
- Water/Splash pads (wheelchair friendly)
- Sand
- Hurdles
- Open space
- Hills
- Accessible roundabout for buggy/wheelchair with hoist
- Changing Places toilet
- Wheelchair user equipment
- A variety of engaging/accessible equipment
- Arch/handrails to walk with to hold on to
- Special zip wire with harness
- Considerate placement and marking of steps
- Large, clear print
- Braille on signs
- Sensory Boards/Visual Aids
- Clear, written rules and boundaries
- Accessible ladders
- SEND only access
- Advance booking
- Dog free areas
- Calm down area/quiet space for sensory needs
- Equipment aimed at older children
- Changing bed
- N/A

Additional thoughts...

- "Swings that can be used for a child that doesn't have the understanding to hold



on or the danger if let go. So my 6 year old still needs to squeeze into baby swings"

➤ "Climbing equipment that is easily accessible as my son's gross motor skills are poor. Swings that are accessible and help to build on children's gross motor skills."

➤ "N has severe anxiety (Autistic) so would benefit from more space on the equipment so it is less crowded."

➤ **"We'd like to see visually impaired children accommodated - bright and contrasting colours, considerate placement and marking of steps, hand rails, large, clear print and braille on signs etc."**

➤ "Safer equipment needed to aid children who need support in a wheelchair"

➤ "My suggestions are based on Sensory and ASD friendly elements. The sensory equipment that I strongly believe Sutton Parks need are: Trampoline, Sensory Boards, Nest Swings. SEN access sessions, where families can take their children. And equally, just as Supermarkets are doing today, make the Parks exclusive to SEND families for an hour."

➤ **"Nothing really, as she has ASD. But I'm aware that children with wheelchairs are lacking play equipment to use and this makes it non inclusive. If I find any play areas with SEN equipment I share the information with my friends."**

➤ "Access to safe, quiet time to play."

➤ "The ability to book activities in advance, such as mini golf in Grove Park Dog free zones"

➤ **"Flat, even ground would be a start. Most parks in Sutton have uneven grounds due to cracking floors. This is a trip hazard for all children but particularly children with limited mobility and walkers etc."**

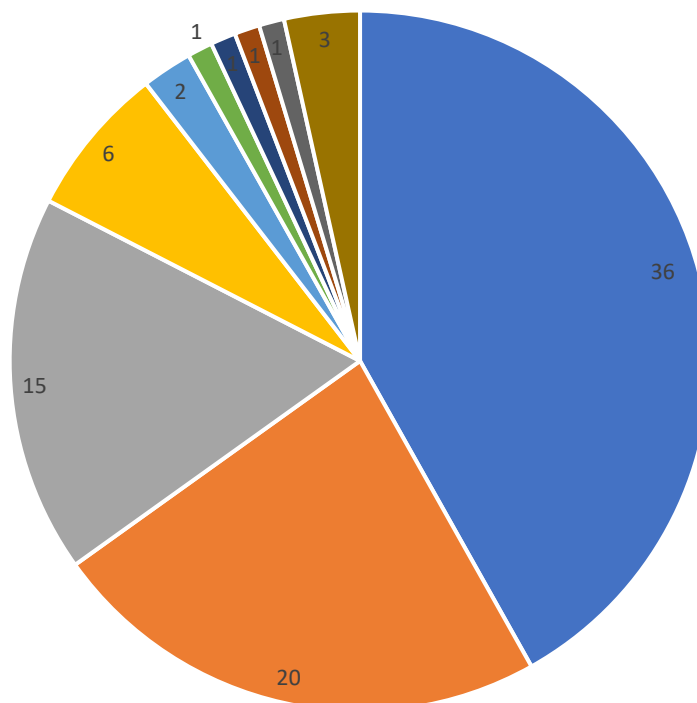
➤ "The water play area in Beddington Park isn't disability friendly at all due to uneven ground. It's heart breaking watching my daughter watch other children play where she can't or trip on uneven grounds."

➤ "Lower equipment he struggles to climb - most stuff was damaged & broken and destroyed"

- "sensory area/equipment would be nice. If a playground is too busy and noisy he can find it too over stimulating."
- "ladders with decent foot room on each rung for stability and hand rails, spaced evenly and from the floor. Easy access to bridge type equipment, adult sized so assistance can be given for stability or confidence/security/playmate."
- "Equipment aimed at older children, our SEN teens/pre-teens still need the physical, mental and social benefits the park can provide."
- "Climbing frames for younger children; Sensory equipment"
- "The Grove swing is broken"
- "The seat swings but a bit larger like Carshalton and Manor Park. He is 5 and unable to sit on the flat seat swing so we use the 'baby' swings which in places like the Grove there are only 3 so he can't always get on or stay on for very long"
- "Plenty of space and equipment"
- "Hardly anything is accessible enough"
- "My child is not in a wheelchair but there needs to be swings and roundabout for those who are."
- "Disabled swing as he's too long for the baby swing but not able to sit on the bigger swings."
- "We would love swing that could be accessed with a radar key as Meadowbank in Dorking have"
- "No wood chip flooring, no barriers to entry"
- "Any other equipment that can be accessed in a wheelchair to be able to play independently and with able bodied peers"
- "J enjoys everything in the park"

Question 4) What disability equipment was available and working on your visit?

Question 4) What disability equipment was available and working on your visit?

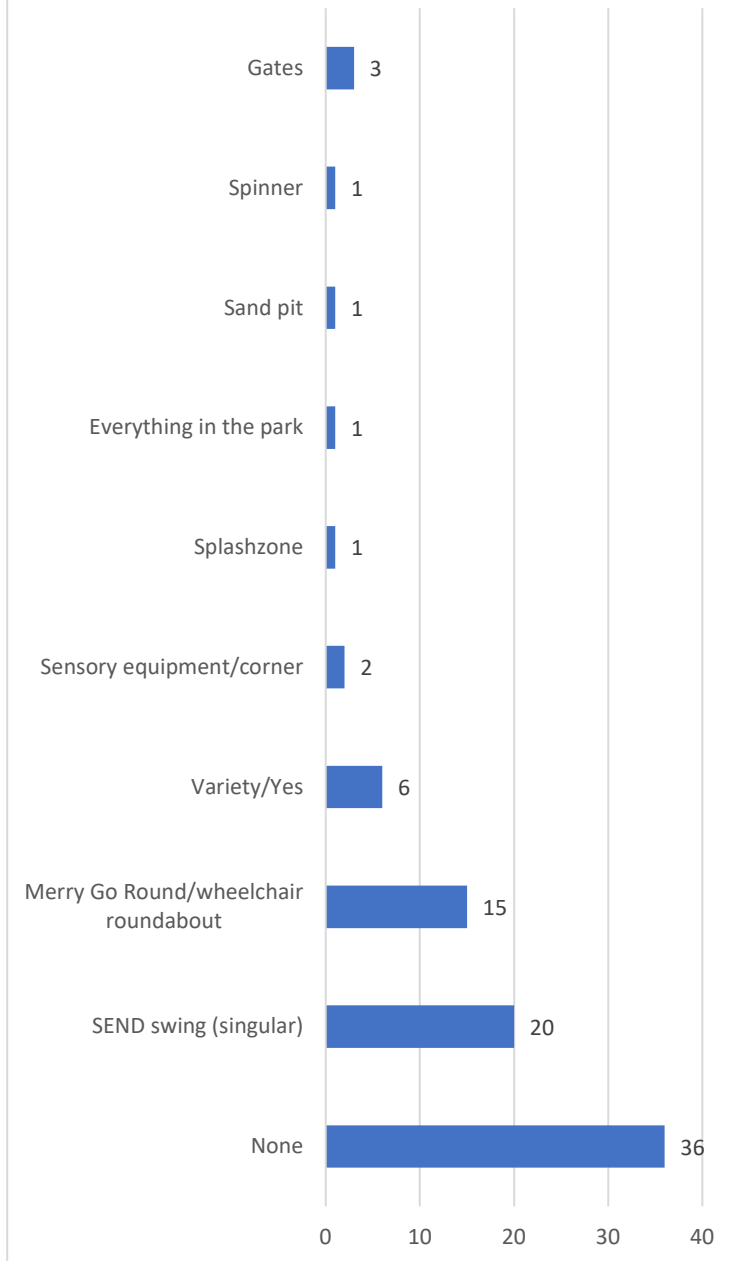


- | | | |
|--------------------------|----------------------------|--|
| ■ None | ■ SEND swing (singular) | ■ Merry Go Round/wheelchair roundabout |
| ■ Variety/Yes | ■ Sensory equipment/corner | ■ Splashzone |
| ■ Everything in the park | ■ Sand pit | ■ Spinner |
| ■ Gates | | |

Additional thoughts...

- "Gates, but sometimes they are left open."

Question 4) What disability equipment was available and working on your visit?

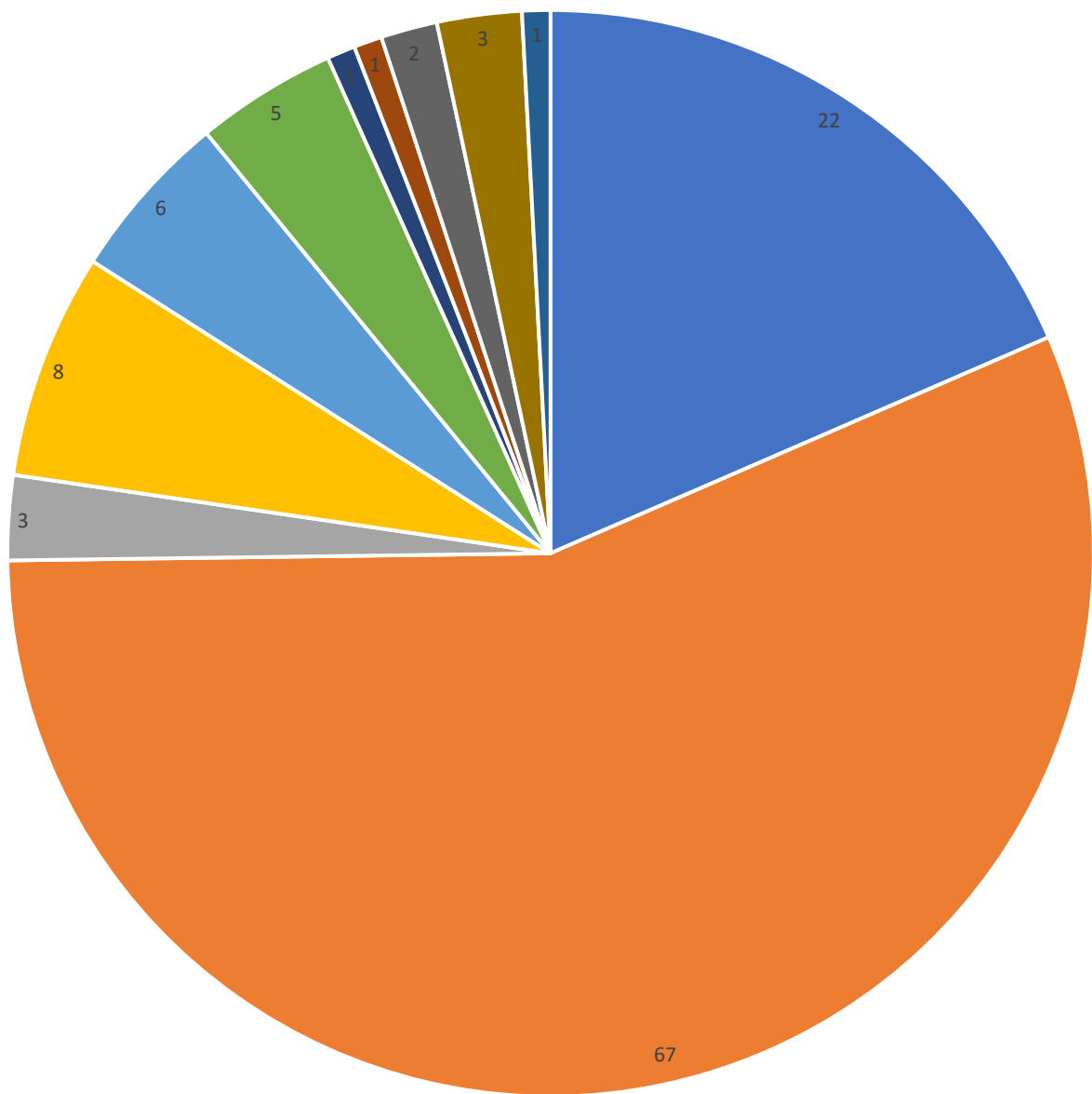


- "The only disability equipment I have seen is a swing at Grove Park. I cannot always use it as my non SEN child loves it."
- "we usually have to queue for using the rest swing as bigger kids are on it."
- "There was a lot of equipment available and working perfectly."
- "Cheam Park - roundabout with wheelchair access was no longer there."
- "Just usual equipment are there"
- "The equipment available was suitable for my child's needs."
- "Apparatus often too high and floors not suitable for softer landing."
- "All in the Grove but not in Beddington Park"
- "Roundshaw - Roundabout out of use. Beddington - Splash zone not working."
- "Special swing at Benhill Park"
- "Bucket swing but no straps or harness"
- "Disabled swing was working"
- "N likes to walk up and down the stairs but it is not always suitable or very small"
- "Grove Park has one swing which could have a harness attached. That is all. Carshalton and Stanley Parks have no accessible equipment."
- **"Not as much as I think is needed. Suggestions might be Visual aids boards, rules clearly displayed in ASD friendly way and Park café staff being sunflower lanyard trained."**
- "Only one spinner that has a SEN seat on it, but there are no safety straps to keep them safe in the seat when it spins."
- "Only one spinner that has a SEN seat on it, but there are no safety straps to keep them safe in the seat when it spins."
- "I like the accessible roundabout in Dorchester Park. My children don't require this but it's great that this is a place for children with mobility issues. There needs to be much more like this. Every park should be accessible to children with a range of SEND needs."

- "Even when there is a token nest swing, hundreds of mainstream kids monopolise it."
- "It would be nice to have some sensory equipment."
- "The wobbly thing in manor park."
- "Beddington park and Cheam both had an accessible roundabout but child was unable to access due to small wheelchair space and children using"
- "Most was accessible but there wouldn't be much for a child or young person with low mobility or in a wheelchair"
- "1 park has a disability swing"
- "Hardly anything because all the kids were hogging it. There isn't enough equipment to use"
- "No harness on disability swing, disability swing was fenced off."
- "Several of the parks I have visited in Sutton now have a wheelchair accessible roundabout"

Question 5) Did the park/playground have toilets that were suitable for your family’s needs?

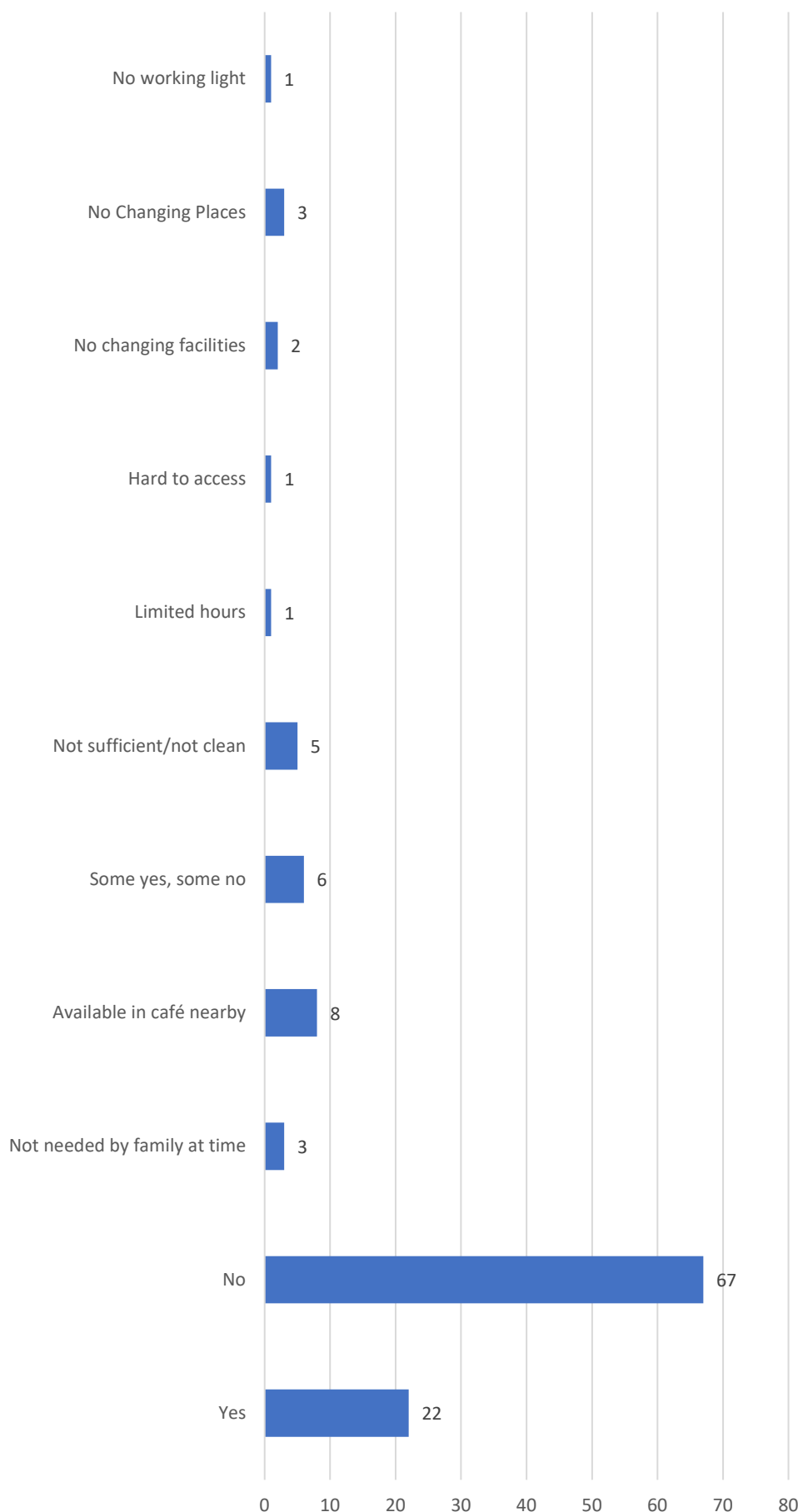
Question 5) Did the park/playground have toilets that were suitable for your family's needs?



- Yes
- No
- Not needed by family at time
- Available in café nearby
- Some yes, some no
- Not sufficient/not clean
- Limited hours
- Hard to access
- No changing facilities
- No Changing Places
- No working light

Clarifications...

Question 5) Did the park/playground have toilets that were suitable for your family's needs?



➤ "If asked at the Pavilion and only at certain times. It may be difficult for others to use due to lack of hoists and you need to go through café or car park."

➤ "Need to be cleaner or easier to get a key to unlock disability toilets"

➤ "But used for café staff"

➤ **"Beddington Park toilets always seem clean enough. However, other LBS Park Toilets are not as good. All Toilets should be accessible and clean (when they stink, SEN children with sensory issues often will not use them). But neither would I as an adult!!"**

➤ "My children do not like enclosed/dark places"

➤ "Only until 4.30pm"

➤ "Luckily we live close by but there are no toilets there."

➤ "No toilets at Carshalton Park. The toilet at Beddington Park is at the far end. Children/family near the lake area cannot use that easily."

➤ "Had to change on the floor - hard ground, exposed, no dignity"

➤ "Some, like Dorchester, have no toilets at all. Others have toilets that are so smelly that any child with sensory issues will run a mile. I cannot comment on wheelchair accessibility."

➤ "No parks in Sutton have a changing places toilet facility as far as I'm aware."

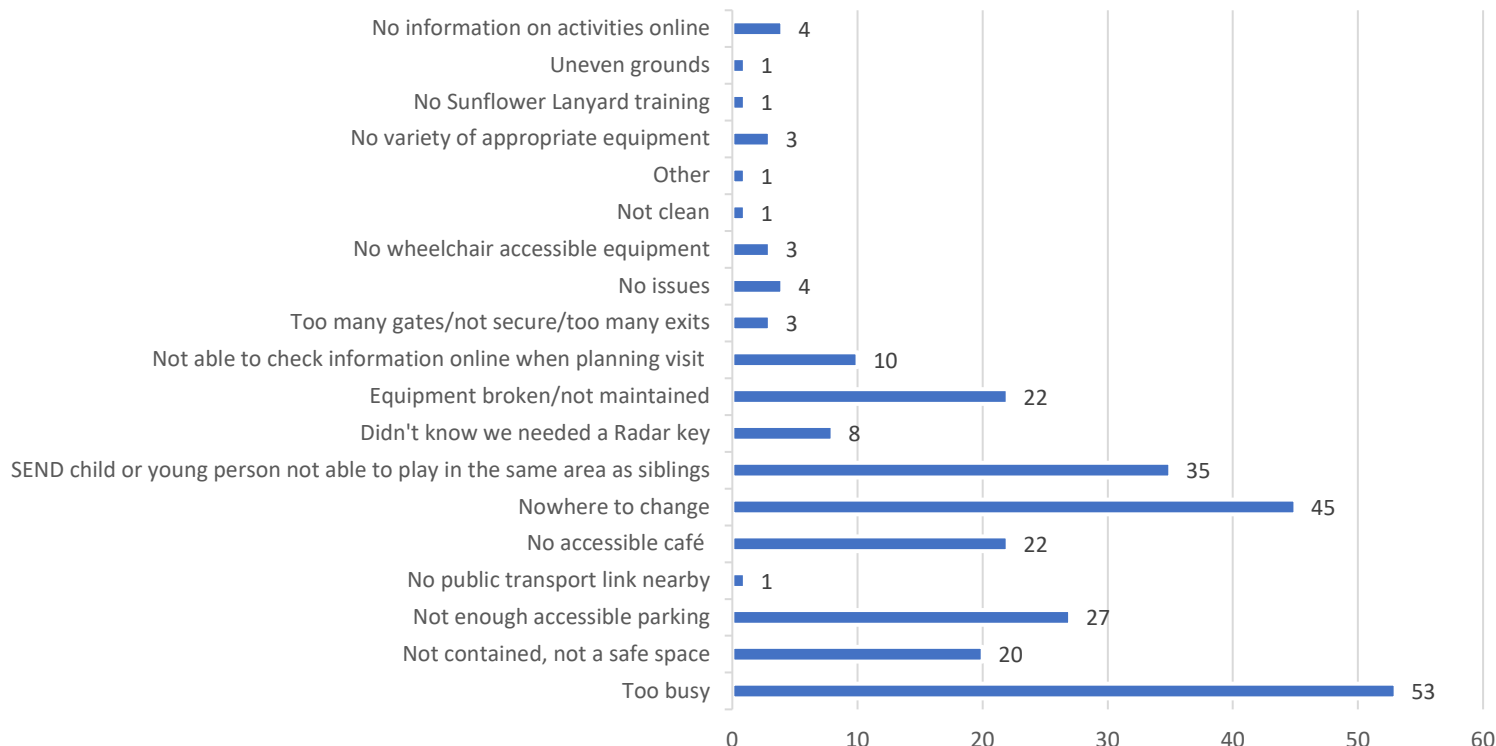
➤ "Fairlands/Hamilton: located near to supermarkets with reasonable toilet facilities (but not fully accessible)."

➤ "Most did but they were with external companies such as cafes or shops"

➤ "Café has toilets but the disabled one was unavailable to use"

Question 6) Did you have any problems during your visit?

Question 6) Did you have any problems during your visit?

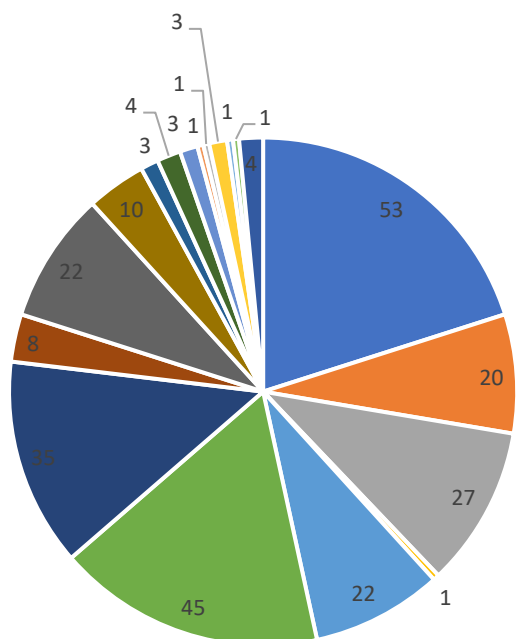


Clarifications...

- "The parks that do have SEN equipment are always being used by non SEN children. It is always too busy and parents allow children to exit the park without parents."
- "A lot of exits which makes it very difficult to keep the children safe and stop them from escaping and potentially running into the road."
- "Cleanliness, especially if your children have OCD tendencies."
- **"What N likes is more aimed at younger children and the older equipment is very busy. There was broken glass on the floor. Gravel on floor and not softish flooring."**
- "In Belmont Park be careful with cats because people do not care."
- **"Too busy with older, lively children, therefore hard to supervise. My child runs about and in front of swings, no safety awareness so needs to have quiet time to visit. Mostly only able to go to Carshalton Ruskin Road Park as it is quiet but there is not much equipment there."**
- "Gates can be opened easily."
- **"It is so difficult when I try and take my disabled son and his sibling together. I can't assist both of them at the same time [and] the bin areas are not accessible to my son. I was in tears last time."**
- "It was difficult to access the café whilst supporting my child who is a wheelchair user. An extra person was required to stay with my child to enable me to get what we wanted from the café."
- **"Upon visiting the local parks, I have also seen children who have mobility issues and who clearly need more accessible equipment such as wheelchair roundabouts and swings with harness etc. I think just these 2 are very much needed within the London Borough of Sutton as I simply haven't seen anything like it in any Sutton Park."**
- "Café area too blocked with tables and chairs and queue."

➤ "being 14 years old not being small enough for the tot section and struggles with mobility for the older toys. Gym equipment too big maybe child sized alongside the adult equipment."

Question 6) Did you have any problems during your visit?



- Too busy
- Not contained, not a safe space
- Not enough accessible parking
- No public transport link nearby
- No accessible café
- Nowhere to change
- SEND child or young person not able to play in the same area as siblings
- Didn't know we needed a Radar key
- Equipment broken/not maintained
- Not able to check information online when planning visit
- Too many gates/not secure/too many exits
- No issues
- No wheelchair accessible equipment
- Not clean
- Other
- No variety of appropriate equipment
- No Sunflower Lanyard training
- Uneven grounds
- No information on activities online

➤ **"Staff in Cafes are not sunflower lanyard trained and often too busy to be patient with my son, who needs a little more time to read menus and choose options. I have no idea how to book activities in parks and it would be good for SEND families to have access to mini golf/tennis courts etc booking. We need to prepare our children for these activities, so 'turn up and pay' is not an option for us. We also need the option to choose quieter times, such as first thing in the morning. Dog free zones are important to my family as one of my children is scared of dogs"**

➤ "Uneven ground in most parks (particularly Beddington park) meant my daughter couldn't use walker to move around"

➤ "Fairlands would be fine as it is near/at the Sainsbury's site. Hamilton is okay. There is insufficient accessible parking for Cheam park."

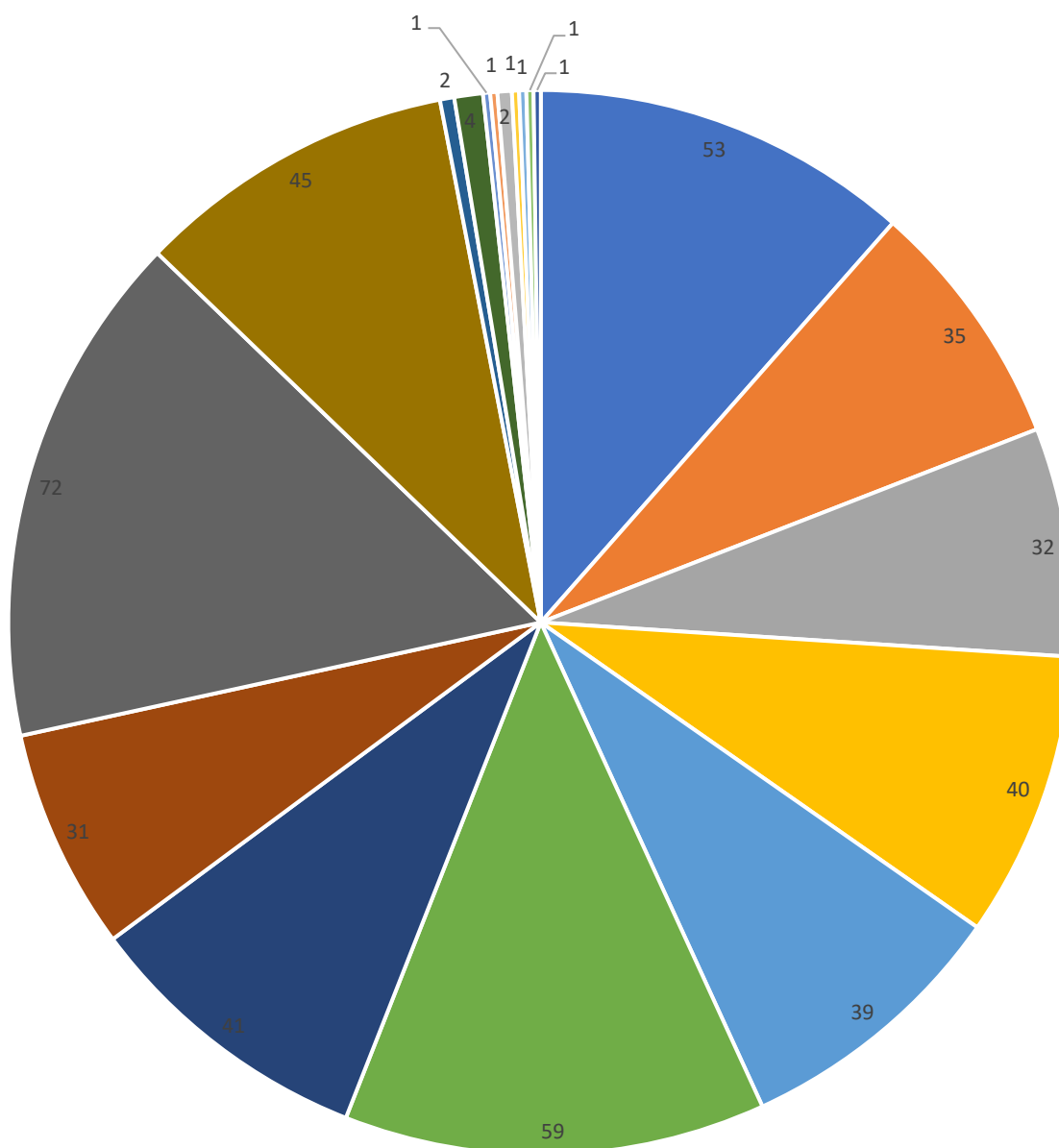
➤ **"Many of the more accessible parks are very popular because of the equipment is more easily used by younger children. Some equipment was broken. Some parks are large i.e. the Grove and Cheam Park so it's hard to keep an eye on 2 or more children at the same time - could be an idea to section off the 'younger' sections. There is nowhere to change or use the toilets other than cafes or shops which isn't such a problem or more central parks such as the Grove and Manor Park as they are close to the high street but parks like Overton and Cheam either have no cafe close by or if the cafe is closed, there isn't anywhere else. Hard to find info about the parks without going through the borough website/lots of pages or having very little info about each park."**

➤ "We visited at a time when it wasn't too busy. When it is busy there can be a probable finding parking and my son won't want to stay in play area that long. We tend to have the chose times when we know it is not busy i.e. early morning or late in the afternoon."

➤ "It would be lovely to have a water splash area for children in wheelchairs. There is current none in the whole of Sutton that is suitable for a wheelchair / child with a frame."

Question 7) What would improve your experience of using Sutton parks and playgrounds?

Question 7) What would improve your experience of using Sutton parks and playgrounds?

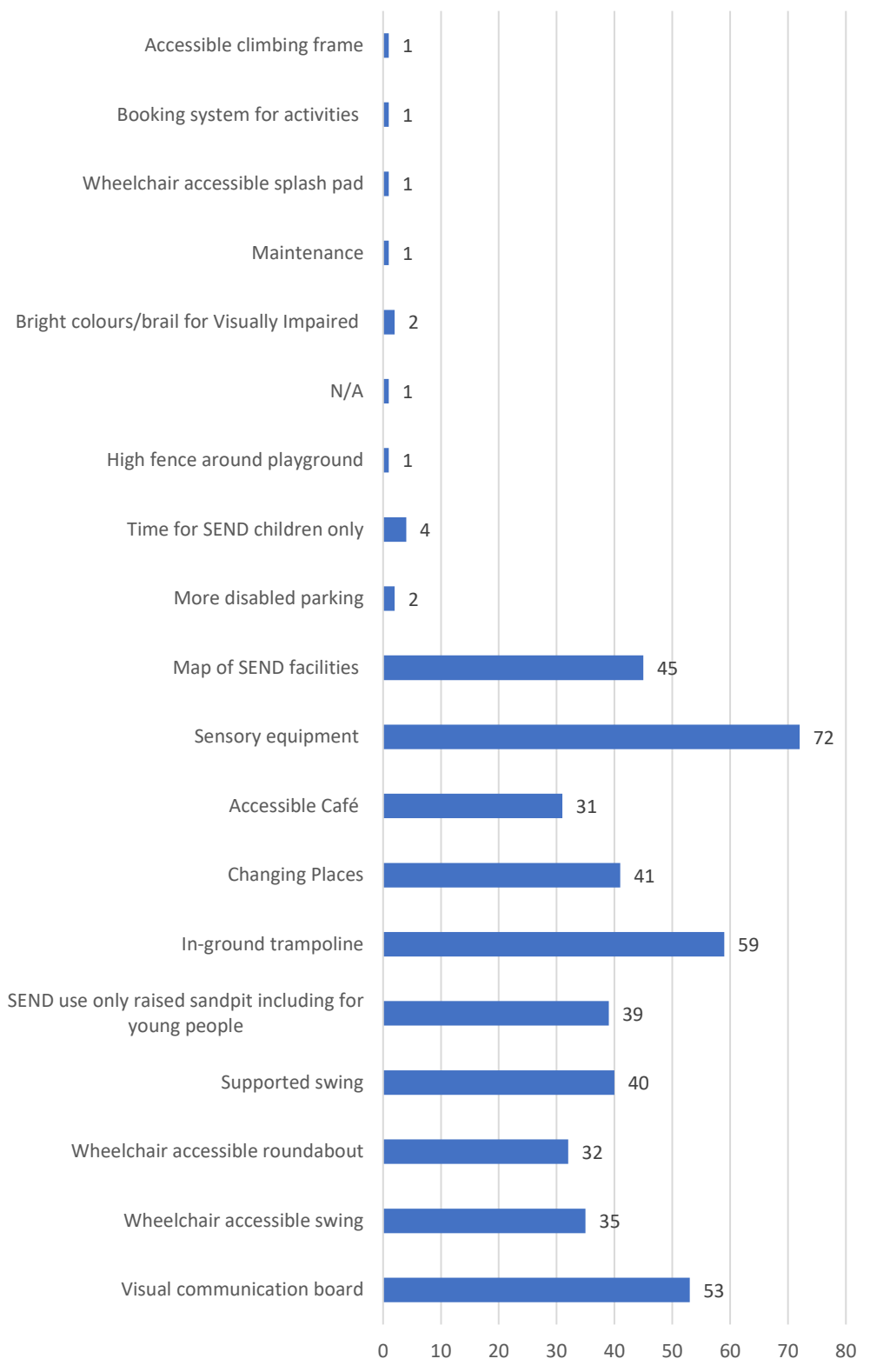


- Visual communication board
- Wheelchair accessible roundabout
- SEND use only raised sandpit including for young people
- Changing Places
- Sensory equipment
- More disabled parking
- High fence around playground
- Bright colours/brail for Visually Impaired
- Wheelchair accessible splash pad
- Accessible climbing frame
- Wheelchair accessible swing
- Supported swing
- In-ground trampoline
- Accessible Café
- Map of SEND facilities
- Time for SEND children only
- N/A
- Maintenance
- Booking system for activities

Additional thoughts...

- "It would be nice to have a dedicated hour for SEN session, even if it was just once a week."

Question 7) What would improve your experience of using Sutton parks and playgrounds?



- "It is fine and nothing wrong with it."

- "Outside area needs glass removed and bushes cut back."

- **"Considerate use of colours/contrast/markings on equipment to help visually impaired children spots steps/bars/changes in levels or trails on ground to follow."**

- "If in ground trampoline is provided, it will benefit my child if equipment to transfer him is available and supervised by trained staff."

- "It would be nice to have equipment that can be used by children in wheelchairs and also children who are less steady or need more support on play equipment for example a swing chair but it would be nice to have more than just a swing for children with additional needs."

- "Booking system for mini golf and tennis courts"

- **"Accessible swings and SEND swings in every park would be of great benefit. The LA should aim to have an absolute min of 2 pieces of SEND equipment, one of which is fully wheelchair accessible (not just roundabouts) plus sensory equipment at EVERY park."**

- "climbing frame with carer access, i.e. large enough for 2 to use, handrails and wide based steps to access the whole climbing area."

- "Nearby parking for blue badge holders."

Question 8) Please leave your contact details if you would like to be part of a discussion.

57 survey users have provided their information so as to be part of the on-going consultation.